

SWIFT



 **SUZUKI**

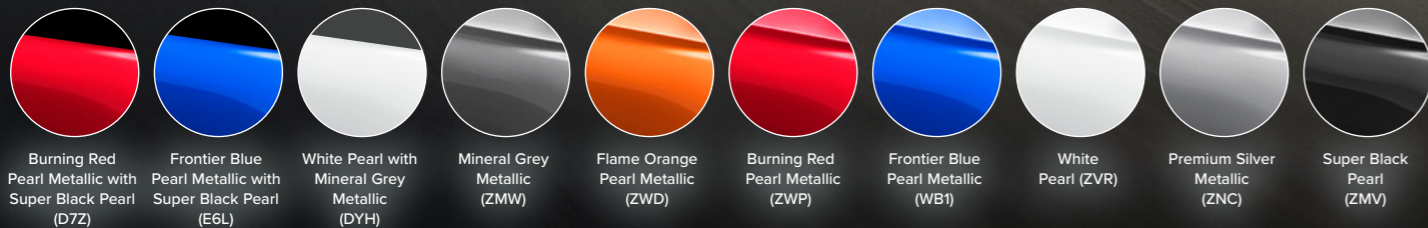


It's a new Swift World

It's got the looks. It's got the moves. It's a whole new world in the all-new Suzuki Swift. With upbeat styling, self-charging hybrid efficiency, stacks of advanced safety features and oodles of tech, NZ's favourite small car is reinvented for a new era of awesomeness.



RSC ONLY



- Burning Red Pearl Metallic with Super Black Pearl (D7Z)
- Frontier Blue Pearl Metallic with Super Black Pearl (E6L)
- White Pearl with Mineral Grey Metallic (DYH)
- Mineral Grey Metallic (ZMW)
- Flame Orange Pearl Metallic (ZWD)
- Burning Red Pearl Metallic (ZWP)
- Frontier Blue Pearl Metallic (WB1)
- White Pearl (ZVR)
- Premium Silver Metallic (ZNC)
- Super Black Pearl (ZMV)



Can't stop the feeling

Take centre stage with the all-new Swift's driver orientated cockpit design. Every button, instrument and control is within easy reach, providing a truly immersive driving experience — you'll also find plenty of space for your entourage and essentials. So, take your seat and get your fun-loving show on the road.



More safety, more fun

It's a busy world, so keeping you safe and secure is essential. To support your safe driving, the new Swift has stacks of advanced safety features including traffic sign recognition, AEB, rear parking sensors, adaptive cruise control and heaps more. So you can relax and enjoy the ride.



CLIMATE CONTROL AIR CONDITIONING

Stay cool and comfortable whatever the season with the digital climate control air conditioning in the RSC, or the manual air conditioning with digital display in the GLS.



HEATED FRONT SEATS AND A DREAM RIDE

For extra cozy comfort on cooler days, dial up the warmth with the Swift RSC's individually controlled heated front seats. Enjoy all the comforts of the new Swift's cleverly designed cabin, with fully adjustable steering wheel, handy storage compartments, comfortable seating and flexible luggage space.



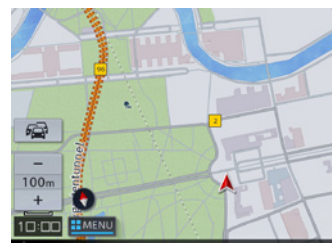
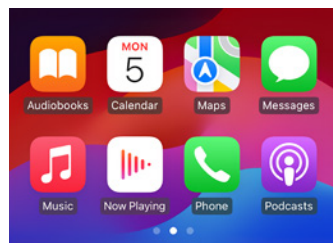
KEYLESS ENTRY AND START

Enjoy seamless access to your Swift while the keys stay safely in your pocket or bag. Unlock the door while pressing the button on the door handle. and start the car with just one push.



TOUCHSCREEN WITH ANDROID AUTO™ AND APPLE CARPLAY

The multi-media infotainment system features a high definition 9-inch touchscreen with in-built smartphone connectivity through Bluetooth® and USB connection to Android Auto™ and wireless Apple CarPlay. Connect your compatible smartphone to access navigation maps, stream music and podcasts, make handsfree phone calls and voice activated texts, and use other driver-safe apps.



SATELLITE NAVIGATION

Reach your destination with confidence with the built-in satellite navigation system. Let the easy-to-follow directions guide you to places, both familiar and new.



REVERSE CAMERA

Cleverly integrated, the reverse camera helps you park and reverse safely without having to twist around in your seat.

DUAL SENSOR BRAKE SUPPORT (DSBS)

DSBS employs a monocular camera and millimetre-wave radar to detect mid-to-long distances and pedestrians, as well as short distances and nighttime driving. These sensors collaborate to identify potential collisions and respond appropriately.

LANE KEEP ASSIST

When adaptive cruise control is activated, Lane Keep Assist helps maintain the vehicle's position in the centre of the lane. If it senses that an adjacent vehicle or structure is too close, it provides steering assistance to help maintain a safe distance.

LANE DEPARTURE WARNING AND PREVENTION

Stay securely in your lane with the Swift's lane departure system. At speeds of 60 km/h or more, the monocular camera detects lane markers. If you drift, it vibrates the steering wheel, provides a visual warning, and can steer you back into your lane.

WEAVING ALERT

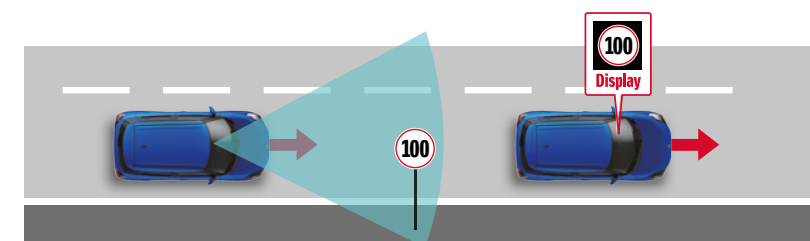
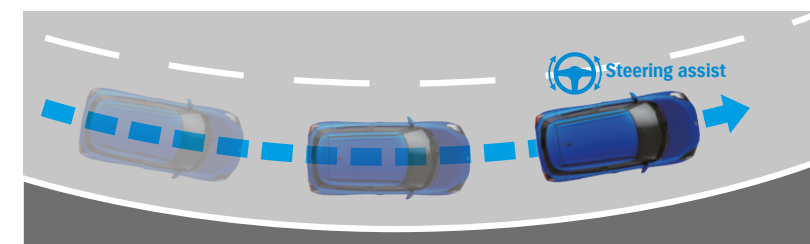
The weaving alert system monitors your driving patterns. If it detects wandering, often caused by driver fatigue, it issues both audio and visual warnings to help you stay focused).

ADAPTIVE CRUISE CONTROL

The adaptive cruise control utilises millimetre-wave radar to maintain a set following distance automatically, adjusting based on your selected setting and vehicle speed. The stop & go function (CVT) brings the car to a full stop when needed.

PARKING SENSORS

Parking is made easier and safer with ultrasonic rear bumper sensors. These sensors detect obstacles and provide both visible and audible warnings to assist you.



TRAFFIC SIGN RECOGNITION

Stay informed with traffic sign recognition. This system detects and displays traffic signs on the multi-information display, helping you stay aware of speed limits and other important information.

REAR CROSS TRAFFIC ALERT

When reversing at speeds up to 8 km/h, rear-mounted side radar sensors alert you to approaching vehicles from either side, giving both visual and audio warnings to enhance safety.

BLIND SPOT MONITOR

Lane changes are safer with the Swift's blind spot monitor. At speeds above 15 km/h, rear-mounted radar sensors detect vehicles in or approaching your blind spots, illuminating a warning LED in the exterior mirror and providing additional alerts if you signal a lane change.

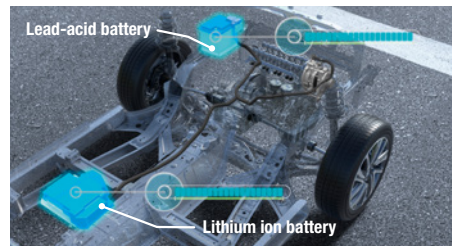
6 AIRBAGS

Feel safe and secure with six airbags strategically placed to protect you and your passengers. This includes front, side, and curtain airbags, providing comprehensive coverage in the event of a collision.

*Please do not rely on the Advanced Forward Detection System. It is only an aid and the ability to detect obstacles and lanes, and control the vehicle is limited. Always drive safely.

On the go-go!

Sporting a new self-charging fuel saving engine, the all-new Swift takes you wherever and whenever you want to go. With no road user charges and no plugging in, Suzuki's Smart Hybrid 12V ISG system combines a smooth petrol engine with stop-start and electric engine assist for economical and easy driving.



ENGINE AUTO STOP

As the Swift comes to a stop, the engine will stop and the ISG will power all the electrics, saving fuel. Once the accelerator is pressed, the ISG functions as a starter motor to silently and smoothly restart the engine.



ENGINE ASSIST

When the Swift accelerates, the ISG assists the engine, reducing the fuel consumption and lowering CO₂ emissions



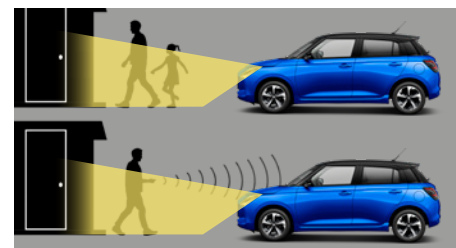
SELF CHARGING BATTERY

The Swift's ISG uses deceleration and braking energy to efficiently recharge the Swift's lithium ion battery, so there's no need to worry about plugging in.



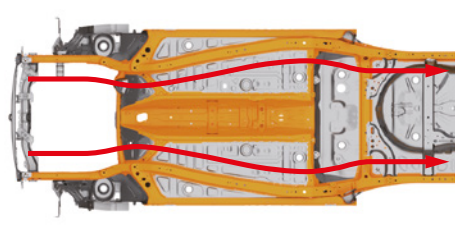
LED LIGHTING SYSTEM

The Swift's auto light-sensing LED projector headlamps automatically turn on with nightfall or low light. High beam assist turns your headlamps down when oncoming traffic approaches or the street lights are sufficient. The LED daytime running lamps keep you visible while easing electrical usage.



GUIDE ME LIGHT

When you turn off your Swift, the headlamps continue to illuminate the road for a short while after you get out. When the doors are unlocked with the remote, the headlamps turn on to lead you to the vehicle.



LIGHTWEIGHT PLATFORM

The Swift's HEARTECT platform features a high-rigidity frame that effectively disperses impact energy in a collision. Fewer joints and the use of high-tensile steel dramatically reduces vehicle weight; improving performance and fuel consumption.

Specifications

		GLS	RSC
INFOTAINMENT			
Touchscreen infotainment		●	●
Satellite navigation		●	●
Audio system	Two speaker Tuner/MP3/WMA	●	-
	Six speaker Tuner/MP3/WMA	-	●
Bluetooth® and USB input		●	●
Android Auto™ and wireless Apple CarPlay®		●	●
USB charging socket type A x 1 and type C x 1		-	●
INSTRUMENT PANEL			
Tachometer		●	●
Information display	4.2-inch colour LCD	●	●
	Digital clock	●	●
	Outside temperature gauge	●	●
	Fuel consumption (instant, average, range)	●	●
	Engine performance screens	●	●
	Hybrid battery status	●	●
	Gear position indicator	CVT	●
	Digital speed (running, average)	●	●
Lights-on and key reminder		●	●
Door ajar warning indicator		●	●
Seatbelt reminder for all seating positions		●	●
Fuel warning indicator		●	●
INTERIOR			
Air conditioning	Manual with digital control and pollen filter	●	-
	Climate control with pollen filter	-	●
Keyless entry and push-button start		●	●
Steering wheel	Leather covered	-	●
	Cruise, lane keep assist, phone and audio controls	●	●
	Tilt and telescopic adjust	●	●
	Paddle shifters	-	●
Dual control heated front seats and rear heater duct		-	●
Driver's side seat height adjuster		-	●
60:40 split-folding rear seats		●	●
Adjustable head restraints x 5		●	●
Assist grips	Passenger side	●	●
	Rear x 2	-	●
Instrument panel accent	Light grey	●	-
	Silver painted	-	●
Front door accent	Material	●	-
	Silver painted	-	●
Fabric seat upholstery		●	●
3-position cabin lights (on, off, fade)		●	●
Sun visors	Driver's side with ticket holder and mirror	●	●
	Passenger side with ticket holder and mirror	-	●
Front door storage pockets and armrests		●	●
Drink holders x 7		●	●
Removable luggage area cover		●	●
Luggage area light		●	●
Remote fuel lid opener		●	●
12 V accessory socket x 1 front		●	●
EXTERIOR			
Privacy glass (rear passenger and hatch)		-	●
Wheels	15-inch steel	●	-
	16-inch polished alloys	-	●
	Emergency tyre puncture repair kit	●	●
Headlamps	LED projector	●	●
	Auto light-sensing	●	●
	LED daytime running lamps	●	●
Rear fog lamp		●	●
Door mirrors	Electrically adjustable	●	●
	Electrically folding with signal lamps	-	●
	Heated	●	●
	Blind spot monitor indicator	-	●
Windscreen wipers	2-speed with variable intermittent and washer	●	●
	Rear wiper with intermittent and washer	●	●
Rear window demister		●	●
Rear centre aerial		●	●
Electromagnetic tailgate opener		●	●

		GLS	RSC
SAFETY & SECURITY			
5 year extensive warranty programme		●	●
5 year roadside assistance		●	●
Cruise control	Adaptive	MAN	-
	Adaptive with full stop & go	CVT	●
Dual Sensor Brake Support II		●	●
Traffic sign recognition		●	●
Lane keep assist		●	●
Lane departure warning and prevention		●	●
Weaving alert		●	●
Blind spot monitor		-	●
Rear cross traffic alert		-	●
Reverse camera		●	●
Rear parking proximity sensors		●	●
Hill hold control		●	●
Headlamp high beam assist		●	●
Guide me light		●	●
Electronic Stability Programme (ESP®)		●	●
ABS with EBD and brake assist		●	●
Brake override system		●	●
Side impact beams		●	●
Collapsible steering column		●	●
Brake and clutch decoupling mechanism		●	●
6 SRS airbags (front, side and curtain)		●	●
Height adjustable seatbelt anchorages (front)		-	●
Front 3-point ELR seatbelts with pretensioners and force limiters		●	●
Rear 3-point ELR seatbelts x 3 with pretensioners and force limiters x 2		●	●
ISOFIX child seat anchorages x 2 and tether anchorages x 3		●	●
Child-proof rear door locks		●	●
Engine auto stop start system		●	●
Engine immobiliser		●	●
Security alarm		●	●
Shift lock & key interlock		CVT	●

		MANUAL	AUTO
DIMENSIONS AND WEIGHTS			
Overall length	mm	3,860	
Overall width	mm	1,735	
Overall height	mm	1,495	
Wheelbase	mm	2,450	
Tread	mm	1,530	1,520
	mm	1,530	1,520
Ground clearance	mm	115	
Minimum turning radius	m	4.8	
Curb weight	min. kg	949	984
Gross vehicle weight	kg	1,365	1,389

ENGINE AND TRANSMISSION			
Type		Z12E	
Hybrid ISG (Integrated Starter Generator)		12V	
Number of cylinders / valves		3 / 12	
Piston displacement	cm ³	1,197	
Bore stroke	mm	74.0 x 92.8	
Compression ratio		13.9	
Maximum output	kW	60.9@5,700 rpm	
Maximum torque	nM	111.8@4,500 rpm	
Fuel distribution		Multipoint injection	
Fuel type		95RON or greater	
Fuel economy*	L/100 km	4.0 3P-WLTP	4.3 3P-WLTP
CO ₂ emissions	g/km	91 3P-WLTP	96-97 3P-WLTP
Transmission type		5-speed	CVT

CHASSIS			
Steering		Electric power assisted rack and pinion	
Brakes	Front	Ventilated discs	
	Rear	Drum leading & trailing	
Suspension	Front	MacPherson strut and coil spring	
	Rear	Torsion beam and coil spring	
Tyres		175/65R15	185/55R16

CAPACITY			
Seating capacity	Persons	5	
Luggage capacity (VDA method)	Rear seats folded	589 Litres	
	Rear seats raised	265 Litres	
Fuel tank capacity		37 Litres	

*Fuel consumption will vary due to factors such as vehicle condition, driving style and traffic conditions.

ESP® is a registered trademark of Daimler AG. Bluetooth® is a registered trademark of Bluetooth SIG, Inc. For more details including iPhone models compatible with Apple CarPlay, see: www.apple.com/ios/carplay. Apple, Apple CarPlay and iPhone are trademarks of Apple Inc., registered in the U.S. and other countries. Android Auto requires the Android Auto app from Google Play, and an Android compatible smartphone running Android™ 5.0 Lollipop or higher: www.support.google.com/androidauto. Android and Android Auto are trademarks of Google LLC.



A little goes a loooooong way

At Suzuki we make it easy to own and enjoy your new car every day. Not only are Suzuki cars and SUVs economical – they are affordable, safe and sooooo much fun to drive. With our advanced small engine technology and innovative design, you'll get loads of value without compromising performance.

5 YEAR WARRANTY PACKAGE

Suzuki's comprehensive 3 year/100,000 km new vehicle warranty covers your entire vehicle for the most important part of its lifecycle, and includes an additional 2 year powertrain warranty extension for a total of 5 years worry-free motoring.

5 YEAR SUZUKI ASSIST

With one of New Zealand's most comprehensive roadside assistance programmes, you are covered all day, every day for 5 years from when you first buy your Suzuki – no matter how many kilometres you travel.



SUPPORTING OUR COMMUNITY



SUZUKI NEW ZEALAND LIMITED 1 HEADS ROAD, WHANGANUI. WWW.SUZUKI.CO.NZ

Standard and optional equipment available may vary from time to time. Some international models illustrated – please enquire at your Suzuki dealer for exact specifications. Suzuki New Zealand Ltd reserves the right to change, without notice, prices, colours, materials, equipment, specifications and models, and also to discontinue models. SZA1513 JUNE 2024.