

# *S-CROSS*

*HYBRID*



 **SUZUKI**

# Your ticket to freedom

Make the most of every moment – cross over to the luxurious new Suzuki S-Cross Hybrid. Relax in pure comfort and be protected with the latest in safety technology. Feel empowered by its performance-enhancing hybrid efficiency and explore with AWD or 2WD SUV capability.

Now's the time to go further than ever before.



Canyon Bronze Pearl  
Metallic (ZQ3)



Sphere Blue Pearl  
(ZQ4)



Energetic Red Pearl  
(ZQ5)



Cool White Pearl  
(ZNL)



Silky Silver 2 Metallic  
(ZCC)



Titan Dark Grey  
Pearl Metallic (ZZZ)



Cosmic Black Pearl  
(ZCE)

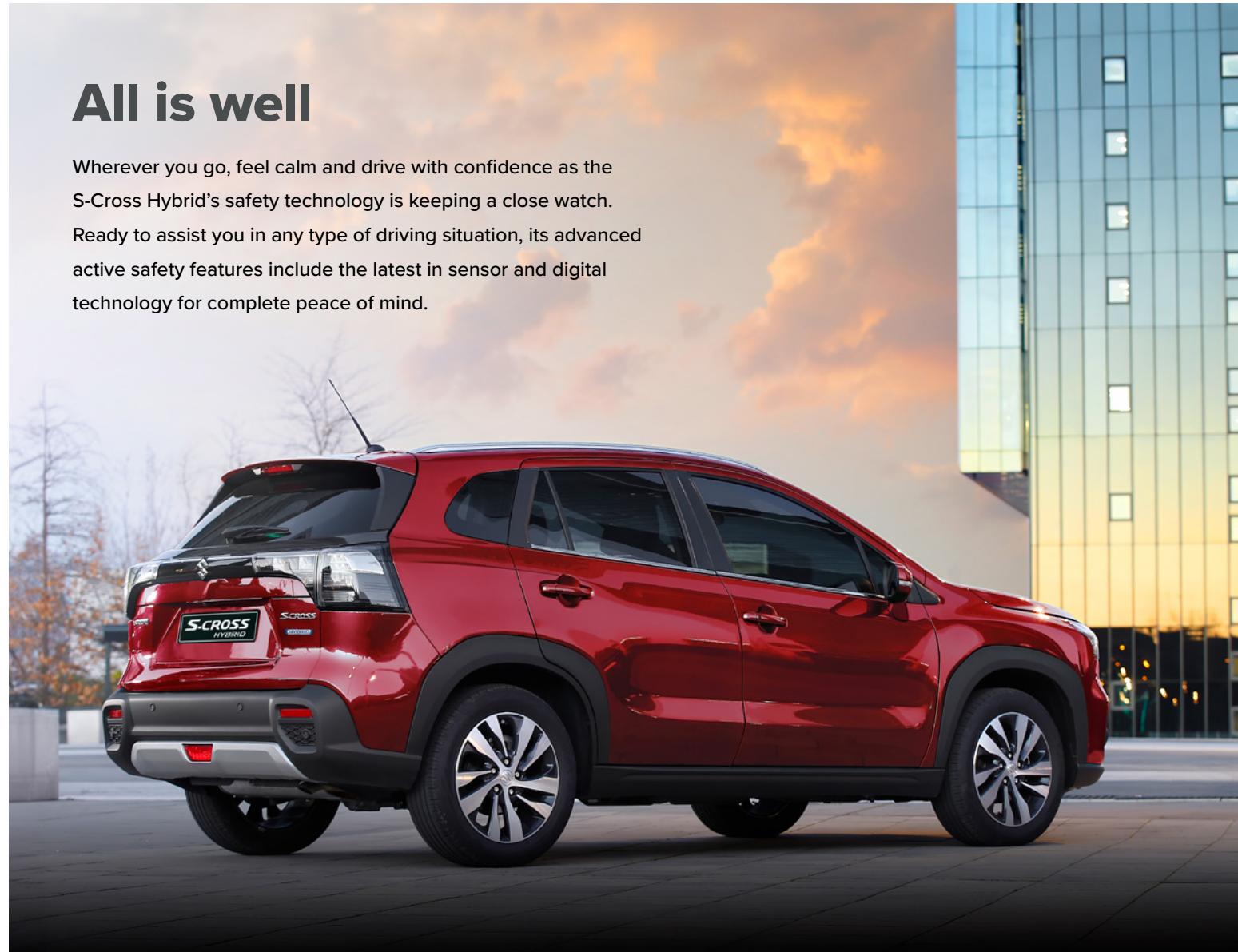
# Right place, right time

Simplicity is the ultimate sophistication, and simple pleasures are what you will find in the new S-Cross Hybrid. With its panoramic sunroof, multimedia hub, dual-zone climate control and heated seats, customise your comfort and align the stars for the journey ahead.



# All is well

Wherever you go, feel calm and drive with confidence as the S-Cross Hybrid's safety technology is keeping a close watch. Ready to assist you in any type of driving situation, its advanced active safety features include the latest in sensor and digital technology for complete peace of mind.



**PANORAMIC SUNROOF**  
Double sliding glass panels create an extra-large opening for the panoramic sunroof that can be enjoyed from any seat in the car. Bask in sunlight, stargaze at night, or leave it covered – the choice is yours.



**SPACIOUS INTERIOR**  
With its expansive cabin space and optimised visibility, the S-Cross Hybrid comes equipped with a host of onboard storage areas. Featuring a multi-position luggage area, overhead console, front centre console box, an adjustable front armrest box for small items and a rear centre armrest with cupholders.




**LED LIGHTING SYSTEM**  
The auto levelling and light-sensing LED projector headlamps turn on with nightfall or low light. The LED daytime running lamps keep you visible while easing the electrical usage.



**KEYLESS ENTRY AND START**  
Keys buried in your purse or backpack? Keyless entry in the S-Cross Hybrid allows you access through a button on the door handle, while the stop/start button turns on the car without needing the key inserted.



**DUAL ZONE CLIMATE AIR CONDITIONING**  
A high-contrast LCD display makes it easy to set the climate control to your preferred comfort level. There's even a special pollen filter that removes dust and other particles so you can breathe easy.



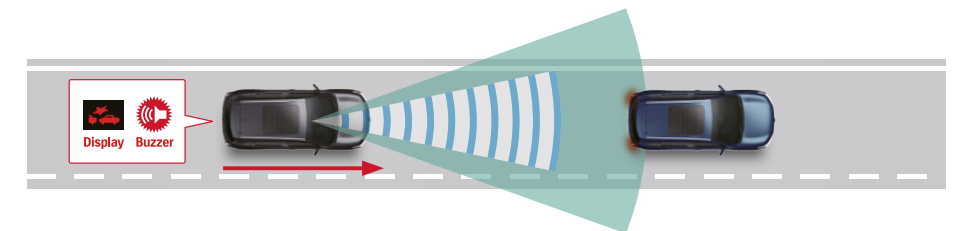
**INFOTAINMENT**  
A 9-inch infotainment screen displays all your digital connectivity needs, including fuel consumption, hybrid energy flow, onboard Sat Nav and Android Auto and wireless Apple CarPlay.



**360° AND REVERSE CAMERA**  
Get all-around bird's eye and 3D views of your S-Cross Hybrid thanks to four external cameras. Avoid surprises with the reverse camera, providing you with a clear picture of what's behind as you reverse without the need to twist in your seat.

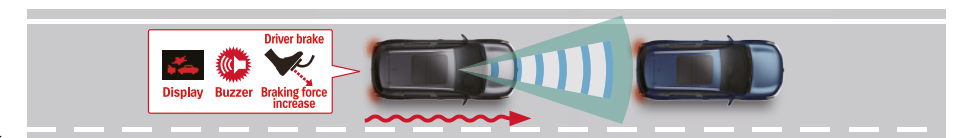
## DUAL SENSOR BRAKE SUPPORT (DSBS)

Collision risk is lowered with this autonomous emergency braking system, which uses a monocular camera and laser sensor to detect vehicles or pedestrians in front. If a collision is imminent, DSBS issues a warning or engages automatic braking.



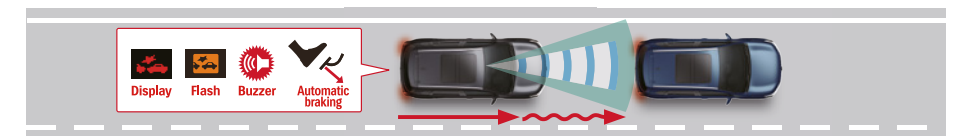
## LANE DEPARTURE WARNING AND PREVENTION

At 60 km/h or faster, the S-Cross Hybrid predicts your course and if you drift, vibrates the steering wheel and gives a visual warning. If unintentional lane departure is likely, it automatically assists the driver via the power steering system to keep the vehicle in its lane.



## WEAVING ALERT

Weaving alert monitors the vehicle's driving pattern at speeds of over 60 km/h and alerts the driver with audio and visual warnings if the pattern is erratic or straying from its line, due to driver fatigue.



## ADAPTIVE CRUISE CONTROL WITH STOP & GO

Using millimetre-wave radar, the S-Cross Hybrid automatically maintains a safe distance from the vehicle in front. The stop & go function brings the car to a full stop and restarts again when needed.

## SEVEN AIRBAGS

S-Cross Hybrid features seven airbags for the driver and passengers, including SRS front, side, curtain and driver's knee for safety and protection.

mirror. Indicate to change lanes, and you'll be warned with an audible alert.

## FRONT AND REAR PARKING SENSORS

Handy for parking, the ultrasonic sensors in the front and rear bumpers detect objects within close range, then gives visual and audio warnings.

## BLIND SPOT MONITOR

Changing lanes at speeds above 15 km/h is made safer by sensors capable of detecting vehicles located in or approaching the rear blind spots. When a vehicle is detected an LED icon is illuminated in the exterior

## REAR CROSS TRAFFIC ALERT

This feature allows you to manoeuvre safely out of parking spaces when vision is obscured. When reversing, at speeds of up to 8 km/h, the vehicle uses two rear mounted side radar sensors to visually and audibly alert the driver of approaching vehicles on either side.

\*Please do not rely on the Advanced Forward Detection System. It is only an aid and the ability to detect obstacles and lanes, and control the vehicle is limited. Always drive safely.

# Go, go, go further

Simply sublime. Knowing what you want, when you want it, is the kind of intuition the new S-Cross Hybrid 1.4L BoosterJet Turbo with 48V SHVS hybrid system offers. Whether working to maximise fuel efficiency during a leisurely drive or adding power when you need it, this self-charging hybrid SUV goes the extra mile.

With no need to worry about plugging in, Suzuki's Smart Hybrid technology combines a powerful petrol engine with fuel-saving features, including engine stop-start, electric engine assist, and torque fill control and boost.



## Aspire to inspire


New Zealand roads and conditions can be challenging... have no fear, the S-Cross Hybrid AWD cleverly maximises the performance of the transmission, engine and safety systems depending on the road you are driving on. SNOW, SPORT, LOCK and AUTO – the four different modes on the ALLGRIP SELECT dial make forging your own path a breeze.




**AUTO**  
Prioritises fuel economy in typical driving conditions, switching to 4WD only when slippage is detected.



**SPORT**  
Increases cornering performance by allocating extra torque to the rear wheels. Engine response is improved by optimising the acceleration and torque characteristics.



**SNOW**  
Provides enhanced stability and traction, especially during acceleration, on snowy, unpaved, or other slippery surfaces.



**LOCK**  
Delivers maximum torque to the rear, helping get you out of sticky situations such as deep snow, mud or sand. Automatically switches to Snow mode at 60 km/h.

## Specifications

INFOTAINMENT		JLX HYBRID
9-inch touchscreen		•
Satellite navigation		•
Seven speaker tuner/SD		•
Bluetooth® and USB input		•
Android Auto™ and wireless Apple CarPlay		•
INSTRUMENT PANEL		
Tachometer		•
Information display	4.2 inch colour LCD	•
	Digital clock	•
	Outside temperature gauge	•
	Fuel consumption (instant, average, range)	•
	Engine performance screens	•
	Hybrid battery status	•
	Gear position indicator	•
	Tyre pressure monitor	•
	Oil change reminder	•
	Digital speed (running, average)	•
	ALLGRIP driving mode indicator	AWD
Lights-on and key reminder		•
Door ajar warning indicator		•
Seatbelt reminder for all seating positions		•
INTERIOR		
Double sliding panoramic sunroof		•
Dual zone climate air conditioning with pollen filter		•
Keyless entry and push-button start		•
Steering wheel	Leather covered	•
	Cruise, speed limiter, phone and audio controls	•
	Tilt and telescopic adjustable	•
	Paddle shifters	•
ALLGRIP 4-mode driving dial		AWD
Dual control heated front seats		•
Driver's side seat height adjuster		•
60:40 split-folding rear seats with two locking positions		•
Adjustable head restraints x 5		•
Leather-effect interior garnishes		•
Leather and leather-effect weave seat upholstery		•
Cabin lights	Front map, footwell, glovebox	•
	Centre cabin, lower box, vanity mirrors	•
Adjustable centre armrest with console box		•
Overhead console box		•
Front door storage pockets and armrests		•
Drink holders x 4 front, 4 rear		•
Removable luggage board		•
Removable luggage area cover		•
Luggage area light		•
12 V accessory socket x 1 front, 1 rear		•
EXTERIOR		
Styling	Piano black front grille	•
	Front and rear under garnishes	•
	Wheel arch extensions and lower body mouldings	•
	Silver roof rails	•
Privacy glass (rear passenger and hatch)		•
Wheels	17-inch polished face alloys	•
Headlamps	LED projector	•
	Auto levelling and light-sensing	•
	LED daytime running lamps	•
Front and rear fog lamps		•
Rear LED combination lamps		•
Door mirrors	Electrically adjustable	•
	Electrically folding with signal lamps	•
	Heated	•
	Blind spot indicator	•
Windscreen wipers	2-speed, variable intermittent, washer	•
	Auto rain-sensing	•
	Rear wiper with intermittent and washer	•

SAFETY AND SECURITY		JLX HYBRID
5 year extensive warranty programme		•
5 year roadside assistance		•
Adaptive cruise control with stop & go function		•
Dual Sensor Brake Support		•
Lane departure warning and prevention		•
Weaving alert		•
Blind spot monitor		•
Rear cross traffic alert		•
Reverse camera		•
360° view camera		•
Parking proximity sensors x 4 front, 4 rear		•
Speed limiter		•
Hill hold control		•
Hill descent control		AWD
Electronic Stability Programme (ESP®)		•
ABS with EBD and brake assist		•
Brake override system		•
4-wheel disc brakes		•
Side impact beams		•
Collapsible steering column		•
Brake decoupling mechanism		•
7 SRS airbags (front, side, curtain and driver's knee)		•
Front ELR seatbelts with pretensioners and force limiters		•
Rear 3-point ELR seatbelts x 3		•
ISOFIX child seat anchorages x 2 and tether anchorages x 3		•
Child-proof rear door locks		•
Engine auto stop-start system		•
Engine immobiliser		•

DIMENSIONS AND WEIGHTS		JLX HYBRID 2WD	JLX HYBRID AWD
Overall length	mm	4,300	
Overall width	mm	1,785	
Overall height	mm	1,585	
Wheelbase	mm	2,600	
Tread	Front mm	1,535	
	Rear mm	1,505	
Ground clearance	mm	175	
Minimum turning radius	m	5.4	
Curb weight	min. kg	1,265	1,330
Gross vehicle weight	kg	1,710	1,780

ENGINE AND TRANSMISSION			
Type			K14D
Hybrid ISG (Integrated Starter Generator)			48V
Number of cylinders / valves			4 / 16
Piston displacement	cm3		1,373
Bore stroke	mm		73.0 x 82.0
Compression ratio			10.9:1
Maximum output	kW		95@5,500 rpm
Maximum torque	nM		235@2,000-3,000 rpm
Fuel distribution			Direct injection
Fuel type			95-98RON
Fuel economy*	Combined L/100 km	5.5 3P-WLTP	5.9 3P-WLTP
CO2 emissions	Combined g/km	124 3P-WLTP	133 3P-WLTP
Transmission			6-stage Auto
Drive system		2WD	AWD

CHASSIS		
Steering		Electric power assisted rack and pinion
Brakes	Front	Ventilated discs
	Rear	Solid discs
Suspension	Front	MacPherson strut and coil spring
	Rear	Torsion beam and coil spring
Tyres		215/55R17

CAPACITY			
Seating capacity	Persons		5
Luggage capacity	Maximum volume	Litres	1,230
	Rear seats raised	Litres	430-440 (VDA method)
Fuel tank capacity		Litres	47
Towing capacity	Unbraked / Braked	kg	600 / 1,500

ESP® is a registered trademark of Daimler AG. Bluetooth® is a registered trademark of Bluetooth SIG, Inc. For more details including iPhone models compatible with Apple CarPlay, see: [www.apple.com/ios/carplay](http://www.apple.com/ios/carplay). Apple, Apple CarPlay and iPhone are trademarks of Apple Inc., registered in the U.S. and other countries. Android Auto requires the Android Auto app from Google Play, and an Android compatible smartphone running Android™ 5.0 Lollipop or higher: [www.support.google.com/androidauto](http://www.support.google.com/androidauto). Android and Android Auto are trademarks of Google LLC.

\*Fuel consumption will vary due to factors such as vehicle condition, driving style and traffic conditions.



# A little goes a loooooong way

At Suzuki we make it easy to own and enjoy your new car every day. Not only are Suzuki cars and SUVs economical – they are affordable, safe and sooooo much fun to drive. With our advanced small engine technology and innovative design, you'll get loads of value without compromising performance.

## 5 YEAR WARRANTY PACKAGE

Suzuki's comprehensive 3 year/100,000 km new vehicle warranty covers your entire vehicle for the most important part of its lifecycle, and includes an additional 2 year powertrain warranty extension for a total of 5 years worry-free motoring.

## 5 YEAR SUZUKI ASSIST

With one of New Zealand's most comprehensive roadside assistance programmes, you are covered all day, every day for 5 years from when you first buy your Suzuki – no matter how many kilometres you travel.



### SUPPORTING OUR COMMUNITY



SUZUKI NEW ZEALAND LIMITED 1 HEADS ROAD, WHANGANUI. [WWW.SUZUKI.CO.NZ](http://WWW.SUZUKI.CO.NZ)

Standard and optional equipment available may vary from time to time. Some international models illustrated – please enquire at your Suzuki dealer for exact specifications. Suzuki New Zealand Ltd reserves the right to change, without notice, prices, colours, materials, equipment, specifications and models, and also to discontinue models. SZA1438 July 2024.